



CHOOSING A WASHING MACHINE

01

Select a washing machine of suitable capacity that meets your household needs.

02

Choose a model with more ticks.

03

Look for a model with the lowest water consumption per wash.

TIPS FOR YOU



01

Wash on full load.



02

Choose the correct wash cycle to avoid water wastage.



03

Collect rinse water from the last cycle of your wash for flushing toilet or mopping the floor.



SAVE MORE

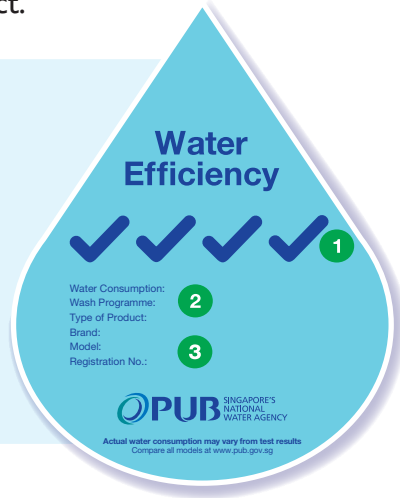
with Water Efficient Washing Machines

WHAT IS MANDATORY WELS?

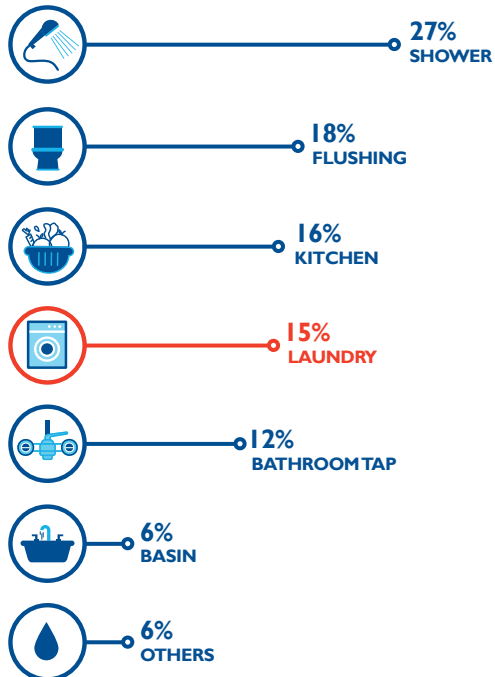
The Mandatory Water Efficiency Labelling Scheme (Mandatory WELS) is a rating system used to reflect the water efficiency of a product.

HOW TO READ THE LABEL?

- 1 Products with the most ticks are recommended.
- 2 The Label shows a product's water consumption, wash programme, type, brand and model.
- 3 Each Label carries a registration number for validation.



BREAKDOWN OF HOUSEHOLD WATER USAGE (2016/2017)



WHAT'S NEW?

From April 2017, only 2, 3 and 4-tick WELS rated washing machines are allowed to be sold in Singapore.

WHY DO I NEED TO SAVE WATER?

PUB, the national water agency, has ensured a sustainable supply of water for Singapore through the Four National Taps. However, water is a precious resource. We need to do our part to ensure the sustainability of our water resources by using it wisely.

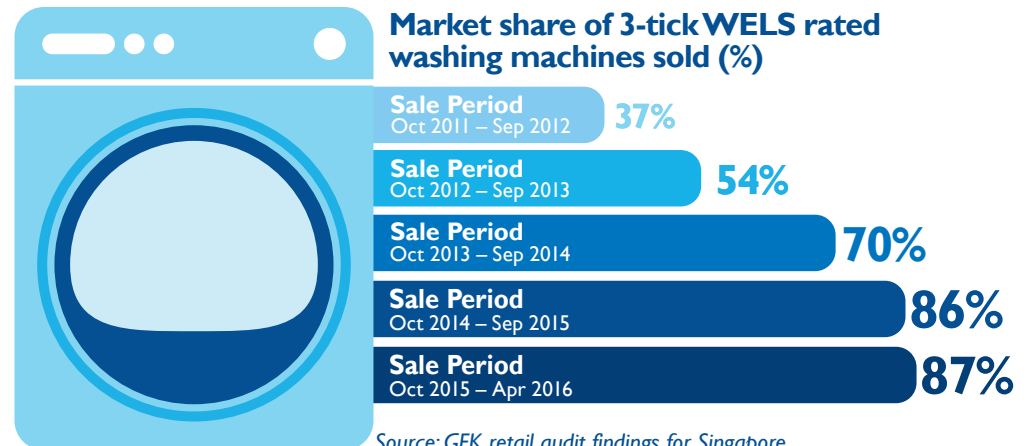


AMOUNT OF WATER SAVED

The diagram (left) shows the amount of water saved when using a water efficient washing machine of 7kg loading capacity as compared to an inefficient washing machine with similar capacity.

GO WITH MORE TICKS TO SAVE WATER

A survey commissioned by PUB has shown that more people are making water conservation a way of life by buying washing machines with a higher water efficiency rating.



Source: GFK retail audit findings for Singapore