


# HOW TO MAINTAIN YOUR WATER PIPES & TANKS

Precious water, as well as money, goes to waste when there is a leak.

Proper maintenance of water service installations is important to prevent leaks and to ensure that water remains safe for consumption.

Here are some ways to keep your water pipes and tanks in top condition!



## Keep water meter chambers clean

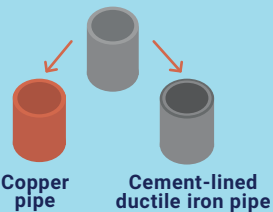
Ensure water meter chambers are covered at all times.

Clean them regularly to prevent accumulation of rubbish and stagnant water.

## Inspect water pipes and fittings


Regularly check water pipes and fittings. Replace faulty or corroded water fittings promptly.

Unlined galvanized iron pipe



Replace unlined galvanized iron pipes with cement-lined ductile iron or copper pipes to prevent corrosion.

Water system pressure in all pipes should be kept under 35 meters head. Excessive pressure may lead to higher flow rates and water wastage.



## Water tank certification & maintenance

Engage a Licensed Plumber to inspect, clean and rectify defects in your water tanks annually to ensure they are always in good condition.



Maintain proper records and closely monitor the certification due date.

Provide an air gap along overflow pipes to prevent external contaminants (e.g. fumes, insects, etc) from being siphoned into water tanks.

## Monitor your water consumption & check for leaks

Detect abnormal water consumption patterns and leaks early by

- ✓ Taking daily or weekly readings of your water meter(s).
- ✓ Repair leaks promptly to prevent further water wastage.



A 1 litre/min leak could cause more than 43,000 litres of water wastage each month!



Scan this QR code to find out more information on licensed plumbers!

