

- NOTES:
- ALL DIMENSIONS ARE IN MILLIMETRES UNLESS OTHERWISE STATED.
 - REFER TO THE GENERAL NOTES IN DRAWING NO. PUB/WSN/GN/001.
 - THE AIR TEST HOLE SHALL BE FULLY SEALED AFTER SUCCESSFUL AIR TEST OF THE PIPE JOINT.
 - 'tw' SHALL NOT BE LESS THAN 'T'.

TABLE 1 (FOR OPEN-CUT METHOD)

MAIN PIPE NOMINAL DIAMETER (mm)	'T' THICKNESS OF STEEL PIPE (mm)	'T1' CONCRETE CLADDING THICKNESS (mm)	'c' CEMENT MORTAR LINING (mm)
700	6.3	150	13
800	8.0	150	19
900	9.5	150	19
1200	12.7	150	19
1400	12.7	180	25
1600	12.7	180	25
1800	12.7	180	25
1900	15.9	180	25
2200	15.9	180	25

- NOTES:
- RC. CLADDING AND HAUNCHING FOR PIPE LAID BY OPEN-CUT METHOD SHALL BE OF C40/50 CONCRETE GRADE.
 - PORTLAND BLAST FURNACE CEMENT (PBFCE) SHALL BE USED IN THE CONCRETE FOR THE EXTERNAL CLADDING OF PIPES IF PIPES ARE TO BE LAID IN RECLAIMED LAND OR CORROSIVE SOIL TO INCREASE THE DURABILITY AND LONGER LIFE SPAN FOR THE EXTERNAL CLADDING.
 - THE USE OF PBFCE SHALL COMPLY WITH BS EN 15743 AND SS EN 197-1:2014 CONTAINING 20 - 34% OF CLINKER AND 66 - 80% OF BLAST FURNACE SLAG.

MAIN TYPE	COMPOSITION (PERCENTAGE BY MASS)		
	MAIN CONSTITUENTS		MINOR ADDITIONAL CONSTITUENTS
	CLINKER	BLAST-FURNACE SLAG	
CEM III	K	S	
	20-34	66-80	0-5

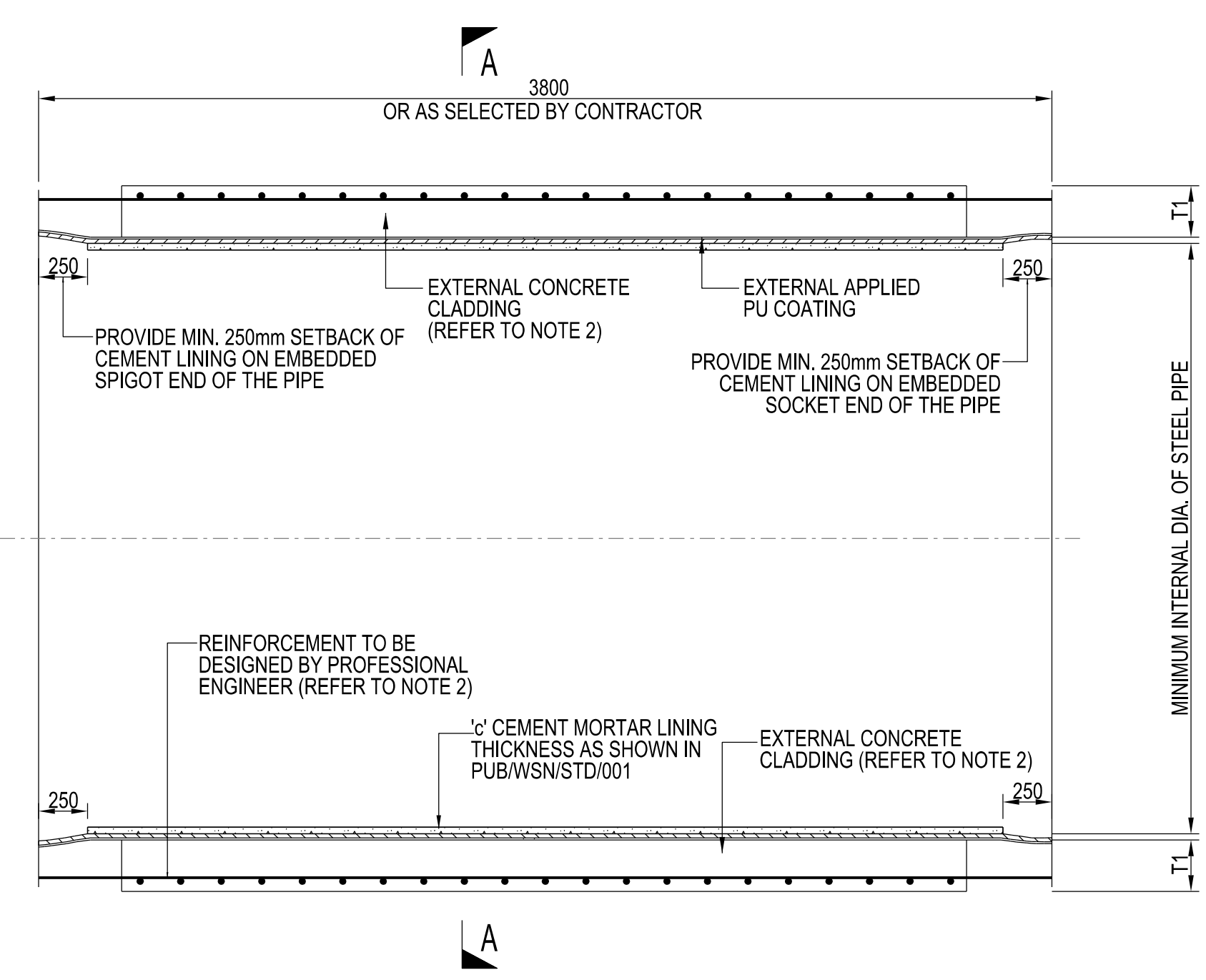
- A PROFESSIONAL ENGINEER (P.E.) NEEDS TO DESIGN THE EXTERNAL CLADDING AROUND THE STEEL PIPE.

TABLE 2: SOCKET AND SPIGOT JOINT

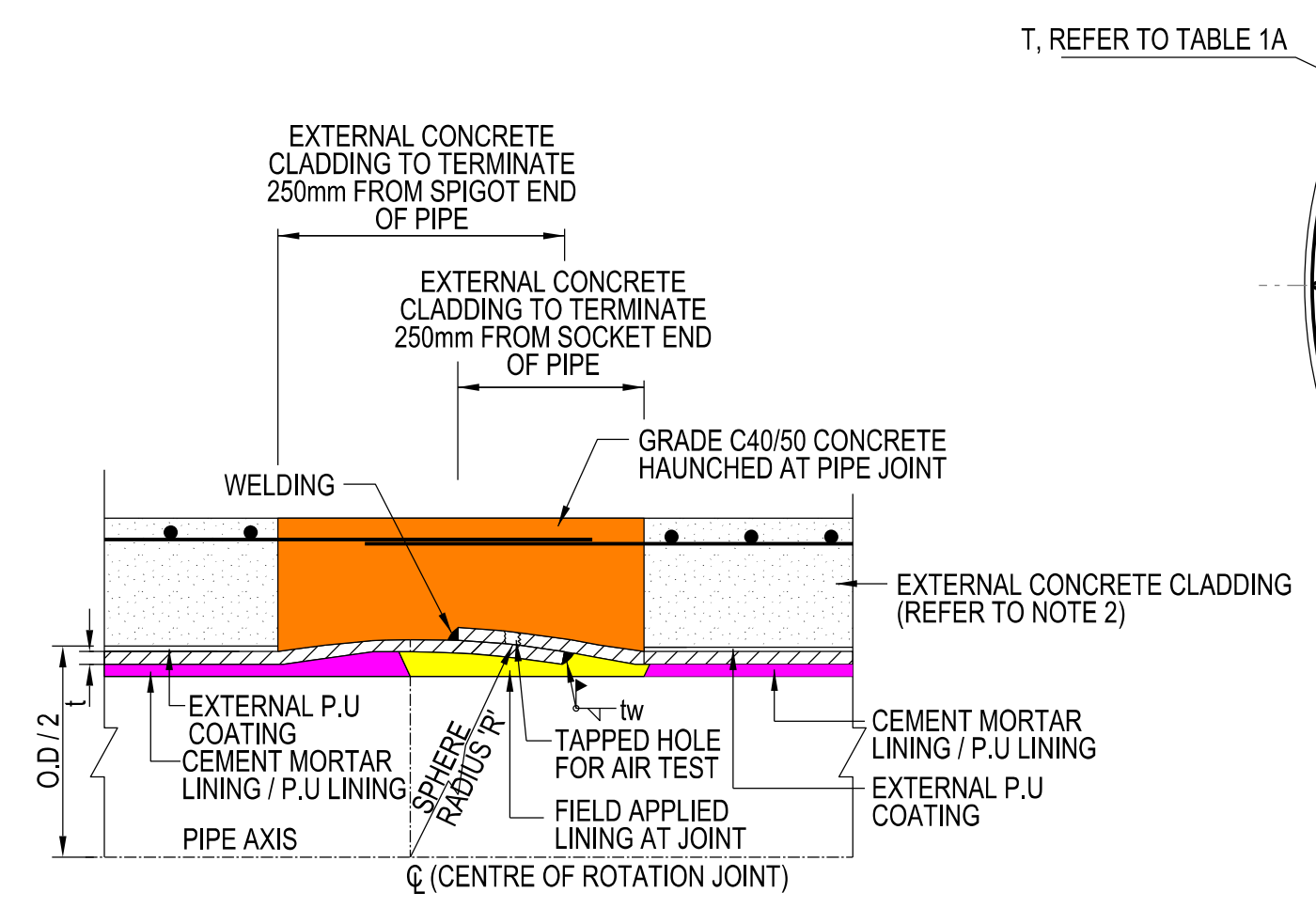
PIPE NOM. DIA. (D)	PIPE OUTER DIA. (DO)	RADIUS (R)
700	667.2	333.6
800	825.9	413
900	933.5	466.8
1200	1244.7	622.4
1400	1422.4	711.2
1600	1549.4	774.7
1800	1746.3	873.2
1900	1911.3	955.7
2200	2216.2	1108.1

TABLE 3: BUTT STRAP JOINT

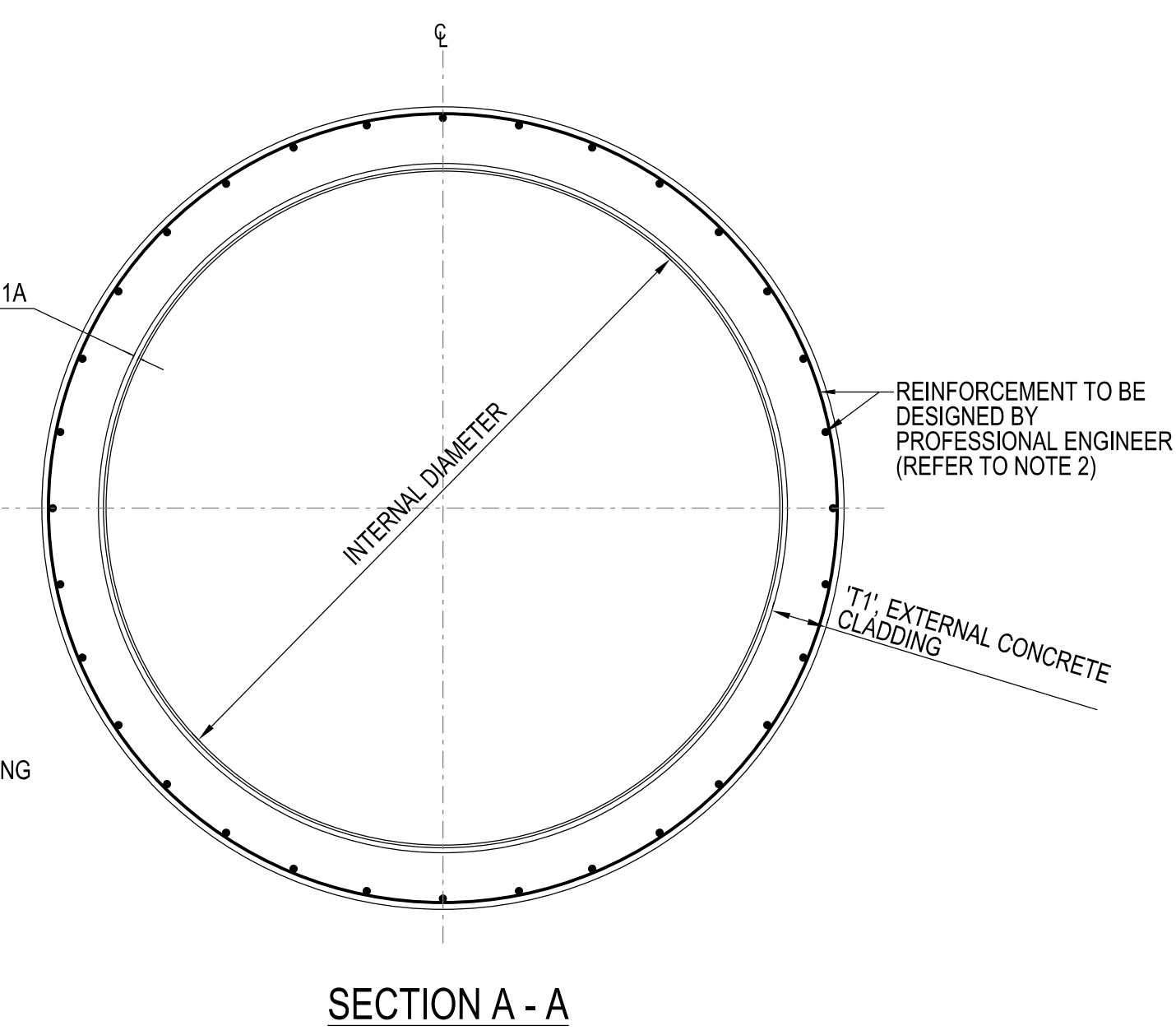
PIPE NOM. DIA. (D)	PIPE OUTER DIA. (DO)	BUTT STRAP LENGTH (L)
700	667.2	150
800	825.9	230
900	933.5	230
1200	1244.7	230
1400	1422.4	255
1600	1549.4	255
1800	1746.3	305
1900	1911.3	305
2200	2216.2	305



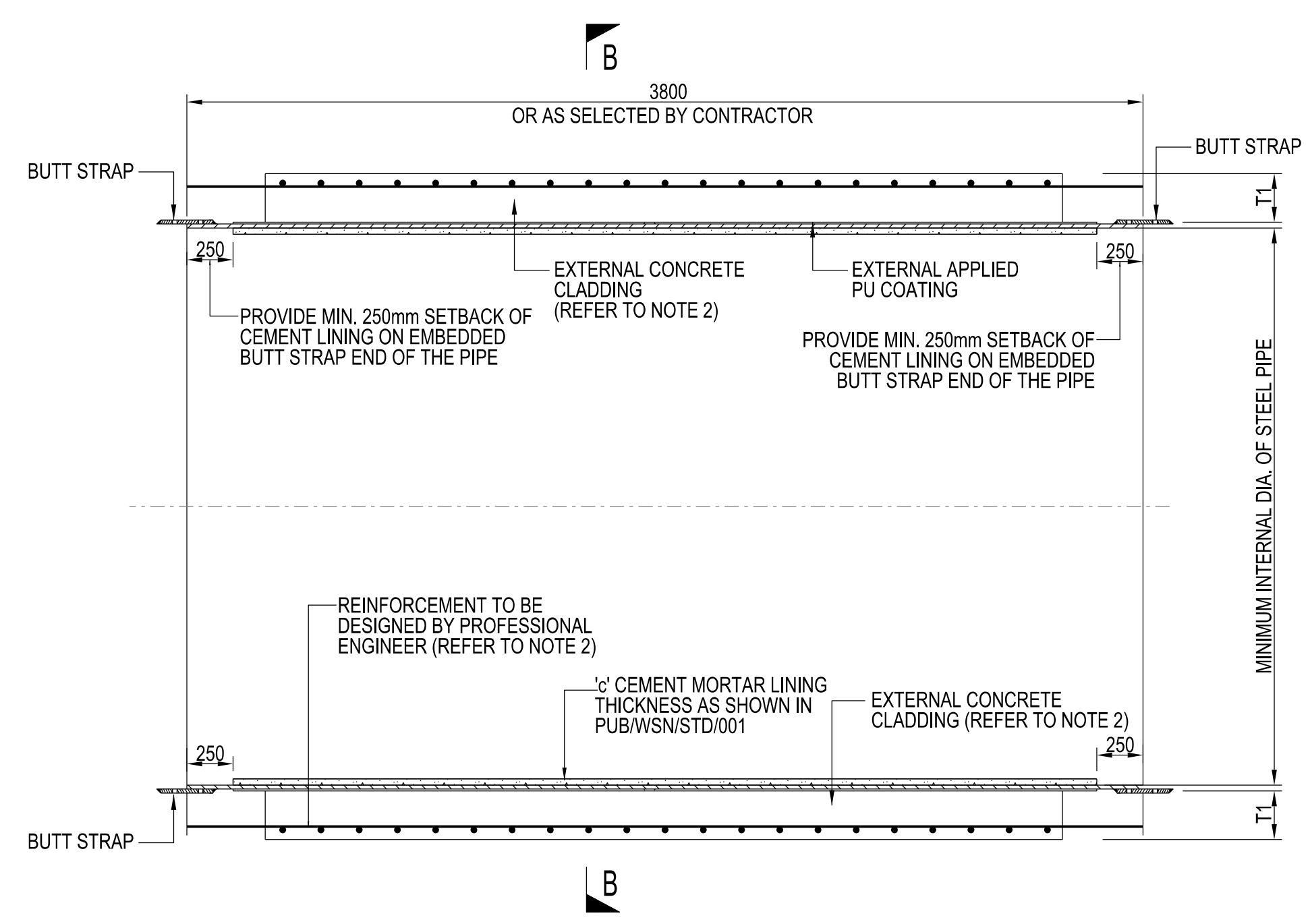
OPTION 1 (SOCKET AND SPIGOT JOINT)



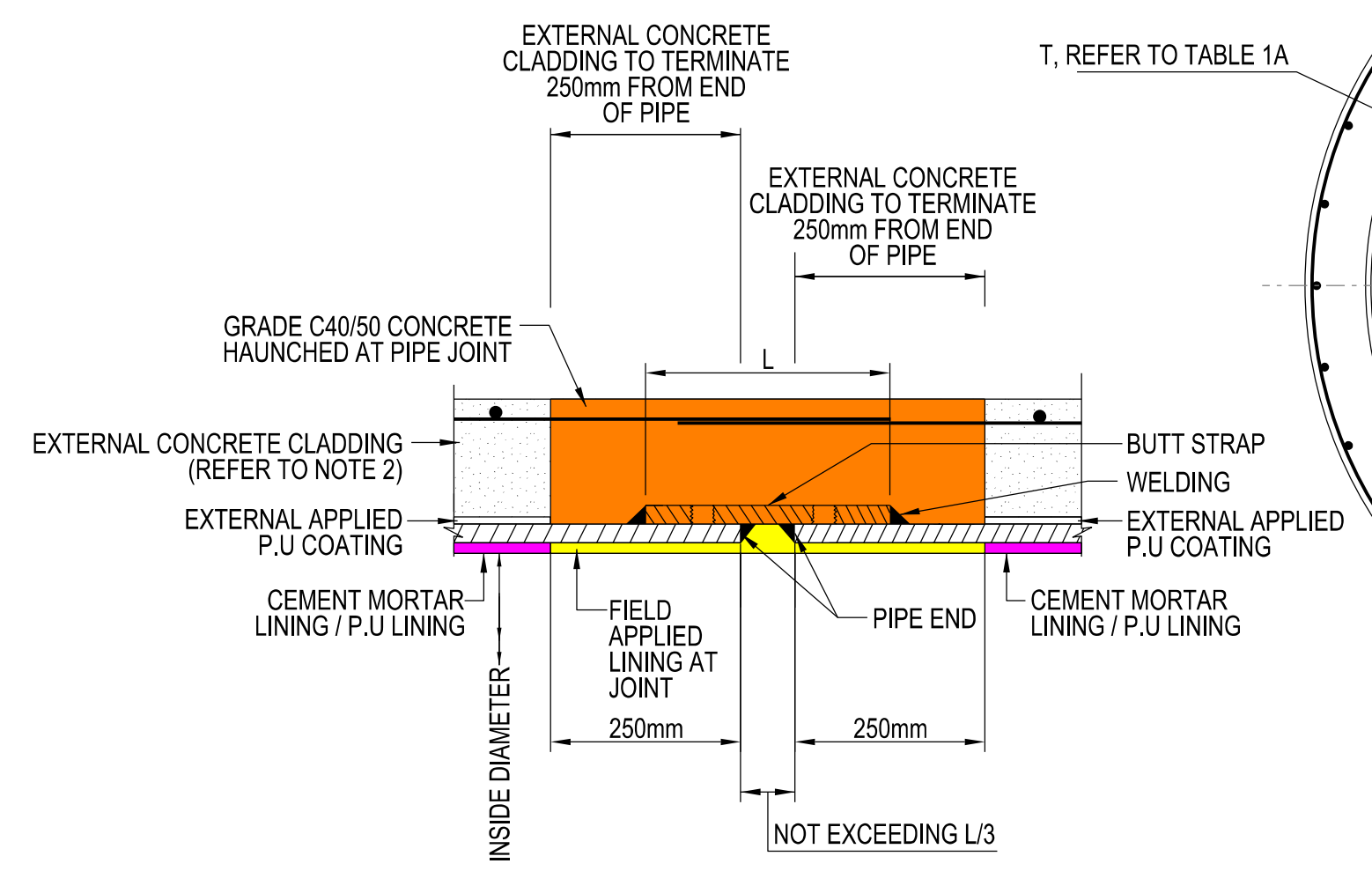
INTERNAL LINING AND EXTERNAL P.U. COATING AT SOCKET & SPIGOT JOINT



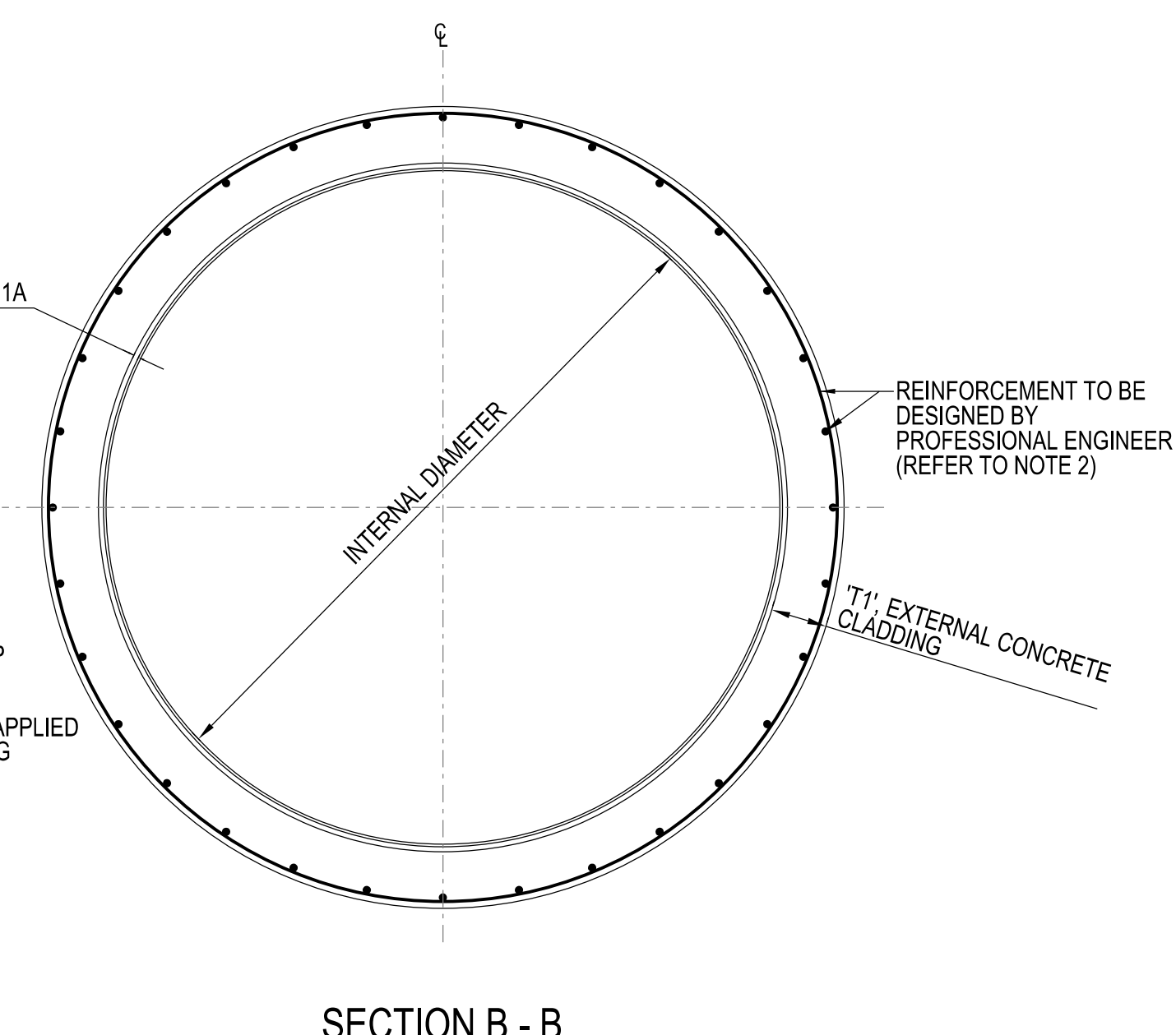
SECTION A - A



OPTION 2 (BUTT STRAP JOINT)



INTERNAL LINING AND EXTERNAL P.U. COATING AT BUTT STRAP JOINTS



SECTION B - B

ISSUED: NOV 2020

SCALE

LAST REVIEWED: NOV 2020

NTS

RC CLADDING DETAILS FOR COMPOSITE PIPES FOR OPEN-CUT METHOD